










# 2009 Westlake Youth Lacrosse

1. How was your overall lacrosse experience this season?			
		Response Percent	Response Count
Excellent		72.6%	53
Good		21.9%	16
Average		5.5%	4
Poor		1.4%	1
Very poor		0.0%	0
<b>answered question</b>			<b>73</b>
<b>skipped question</b>			<b>0</b>




2. What overall impression do you have of the Central Texas Youth Lacrosse Association?			
		Response Percent	Response Count
Excellent		47.9%	35
Good		37.0%	27
Average		11.0%	8
Poor		2.7%	2
Very poor		0.0%	0
None		4.1%	3
<b>answered question</b>			<b>73</b>
<b>skipped question</b>			<b>0</b>



**3. What overall impression do you have of the Westlake Youth Lacrosse Association?**




		Response Percent	Response Count
Excellent		73.6%	53
Good		20.8%	15
Average		2.8%	2
Poor		1.4%	1
Very poor		0.0%	0
None		1.4%	1
		<b>answered question</b>	<b>72</b>
		<b>skipped question</b>	<b>1</b>

**4. What was your overall impression of your son's coaching and instruction?**





		Response Percent	Response Count
Excellent		75.3%	55
Good		23.3%	17
Average		2.7%	2
Poor		0.0%	0
Very poor		0.0%	0
		<b>answered question</b>	<b>73</b>
		<b>skipped question</b>	<b>0</b>

5. Was the amount of practice time appropriate?				
			Response Percent	Response Count
Just Right		87.7%	64	
Too much		4.1%	3	
Too little		8.2%	6	
			<b>answered question</b>	<b>73</b>
			<b>skipped question</b>	<b>0</b>

6. Was the number of games appropriate?				
			Response Percent	Response Count
Just Right		76.4%	55	
Too Much		0.0%	0	
Too Little		26.4%	19	
			<b>answered question</b>	<b>72</b>
			<b>skipped question</b>	<b>1</b>

7. Was the the length of the season appropriate?				
			Response Percent	Response Count
Just Right		79.2%	57	
Too Long		6.9%	5	
Too Short		13.9%	10	
			<b>answered question</b>	<b>72</b>
			<b>skipped question</b>	<b>1</b>

**8. What age group did your son play in?**

		Response Percent	Response Count
First/Second Grade		15.1%	11
<b>Third/Fourth Grade</b>		<b>32.9%</b>	<b>24</b>
<b>Fifth/Sixth Grade</b>		<b>32.9%</b>	<b>24</b>
Seventh/Eighth Grade		20.5%	15
		<i>answered question</i>	<b>73</b>
		<i>skipped question</i>	<b>0</b>

**9. Please provide us any comments on the past season or suggestions you may have for next year.**

		Response Count
		49
		<i>answered question</i>
		<b>49</b>
		<i>skipped question</i>
		<b>24</b>